

**ezine**  
**ifssh**  
CONNECTING OUR GLOBAL HAND SURGERY FAMILY

SUSTAINING  
THE IFSSH  
EXPANDING  
OUR PURPOSE

**ANNOUNCING!**

*IFSSH Patron of Hand Surgery*



TRAVELLING FELLOWSHIPS | VISITING PROFESSORSHIPS  
COURSES | COLLABORATIVE EDUCATION | OUTREACH | ONLINE RESOURCES





# contents

<b>4 EDITORIAL</b> IFSSH Patron of Hand Surgery program - Ulrich Mennen	<b>18 PATRON DONATION FORM</b>
<b>5 SECRETARY-GENERAL'S MESSAGE</b> - David Warwick	<b>20 EDUCATIONAL SPONSORSHIPS</b>
<b>6 PRESIDENT'S MESSAGE</b> - Daniel Nagle	<b>21 TRAVELLING FELLOWSHIPS</b>
<b>7 EDUCATIONAL SPONSORSHIP</b> - S. Raja Sabapathy	<b>26 VISITING PROFESSORSHIPS</b>
<b>10 PHILANTHROPY COMMITTEE</b> - Greg Bain - Francisco del Piñal - Jorge Clifton Correa	<b>30 COURSES</b>
<b>12 PATRON DONATION PROGRAM</b>	<b>36 COLLABORATIVE EDUCATION</b>
	<b>44 OUTREACH</b>
	<b>50 ONLINE RESOURCES</b>
	<b>56 PATRON DONATION FORM</b>

\*COVER PAGE: NEW DEDICATED LOGO FOR THE IFSSH PATRON OF HAND SURGERY-  
GOLDEN HAND WITH "IFSSH PATRON" INSCRIPTION.  
\*OPPOSITE PAGE 2 : COLLAGE OF SOME OF THE MANY IFSSH EDUCATIONAL SPONSORSHIPS.



# IFSSH Patron of Hand Surgery program

This special edition of the IFSSH Ezine is dedicated to an important new initiative by the IFSSH, designed to further its core mission as outlined in the Charter: to advance the art, science, and practice of hand surgery worldwide.

The IFSSH Patron of Hand Surgery program has been established to create a sustainable financial foundation that will support a range of international projects for years to come. In this issue, we aim to provide readers with an in-depth understanding of the initiative's objectives and activities, including highlights of its achievements to date.

For a comprehensive view of the Federation's extensive efforts, we encourage you to visit the IFSSH website at [www.ifssh.info](http://www.ifssh.info), where you can explore various ongoing activities and access previous editions of the Ezine.

Your generous financial support will not only benefit future hand surgeons and therapists through educational sponsorships and training workshops made possible by the IFSSH Patron of Hand Surgery program, but it will ultimately help enhance patient outcomes around the globe.

With sincere regards,



**ULRICH MENNEN**  
Editor



# Secretary-General's Message

This is a special issue of the Ezine. The IFSSH continues to grow e.g. more grants, a new member of the Secretariat, the establishment of Members at Large, the new Mid Term Course, Hand Surgery Resource. But our static income does not match our growing expenditure - we rely on the subscription from each member Society and a share of the profits from the Congress every 3 years.

As we recruit new member Societies, we benefit from their generous subscriptions. We have investments which sometimes do very well and provide more money, but sometimes they fall, and we worry again.

To continue our amazing mission and to provide yet more support to those who help people with hand problems all over the world, the IFSSH must find further sources of income. That is why the Patron of Hand Surgery programme has been developed.

In this special issue, the IFSSH shows what it has done with its resources and inspires us all to develop this generosity and life-changing work. Please would each reader of our Ezine consider whether they would like to become a Patron or simply donate or leave a legacy. We hand surgeons do so much good and we want to do more...

David



**DAVID WARWICK**  
Secretary General  
International Federation of Societies  
for Surgery of the Hand



[https://ifssh.info/hand\\_surgery\\_donation\\_program.php](https://ifssh.info/hand_surgery_donation_program.php)

# President's Message

Fifty-eight years ago, a small cadre of international hand surgeons met in the dead of winter in Chicago during the annual meeting of the American Society for Surgery of the Hand to act on their shared belief that an organization was needed to promote the exchange of clinical and scientific information between the world's hand surgeons. Acting on this belief, these visionaries wrote the founding charter of what would become the International Federation of Societies for Surgery of the Hand (IFSSH).

The core mission of the IFSSH has not changed over the decades as the IFSSH has expanded from twelve founding Societies to sixty-four, but that mission has evolved and expanded considerably.

Our Secretary General, David Warwick, has clearly articulated the need for new funding sources to enable the IFSSH to pursue its mission effectively. I hope you agree that the IFSSH provides a unique and valuable platform for promoting hand surgery education and fostering the cross-pollination of ideas among the world's hand surgeons and that its mission is worthy of your support.



**DANIEL NAGLE**  
President: IFSSH

**ezine**  
**ifssh**  
CONNECTING OUR GLOBAL HAND SURGERY FAMILY

## IFSSH DISCLAIMER:

The IFSSH Ezine is the official mouthpiece of the International Federation of Societies for Surgery of the Hand. The IFSSH does not endorse the commercial advertising in this publication, nor the content or views of the contributors to the publication. Subscription to the IFSSH ezine is free of charge and the ezine is distributed on a quarterly basis.

Should you be interested to advertise in this publication, please contact the Editor: [ezine@ifssh.info](mailto:ezine@ifssh.info)

## IFSSH EZINE EDITORIAL TEAM:

### EDITOR:

**Professor Ulrich Mennen**  
Past Pres. and Pioneer: IFSSH

### DEPUTY EDITOR:

**Professor Michael Tonkin**  
Past President: IFSSH

### GRAPHIC DESIGNER:

**Tamrin Hansen**  
[www.foxydesign.co.za](http://www.foxydesign.co.za)

### TO SUBSCRIBE GO TO:

[www.ifssh.info](http://www.ifssh.info)  
[administration@ifssh.info](mailto:administration@ifssh.info)

# IFSSH Educational Sponsorship:

## Assisting Hand Surgery Worldwide

The IFSSH has long held the view that educational sponsorship is essential to furthering the field of hand surgery. In our international community we have inspiring hand surgeons, dedicated teachers, enthusiastic students, clinical topics that range from widely utilised to incredibly niche, and wonderfully diverse settings that each need tailored programmes to advance. The IFSSH plays a role in enabling these ideas and intentions with financial support.

The IFSSH Committee for Educational Sponsorship (CES) was formed in 2011 to ensure the IFSSH treasury was used efficiently to support worthy educational projects and programmes. The CES is composed of the IFSSH President-Elect (Chair), the Communications Director and one of the IFSSH Executive Committee Members-at-Large. These are currently S. Raja Sabapathy, Jin Bo Tang and Greg Bain respectively.

The CES is responsible for receiving and assessing applications and providing recommendations to the IFSSH Executive Committee. The Executive Committee then ratify the CES endorsements after reviewing the IFSSH treasury.

### Who can apply?

At present, there are 64 member societies in the IFSSH. All are eligible to submit applications for financial assistance for educational activities.

Projects with international reach and benefit are encouraged - these may be instigated by individuals and groups rather than societies, but all applications must come from the society (with their endorsement).

Many more hand surgeons practice in areas of the world not covered by an official hand surgery society. Recognising this, in recent years the IFSSH introduced a method by which these could also apply for IFSSH financial assistance - the same application process applies, with one additional requirement of the application needing endorsement by any current IFSSH member society.

### What are the categories?

There are four main pathways under which the IFSSH provides educational support:

- 1. General sponsorships:** The scope is limited only by the imagination. This may be for assistance to run a niche course with international appeal, to encourage priority groups to register for an otherwise out-of-reach symposium, to provide an outreach programme, to prepare a platform to distribute education programmes, to hold a workshop to improve techniques that are lacking at a local level, or to in any way further hand surgery as a specialty. Please note that the IFSSH cannot fund the purchase of infrastructure (e.g. microscopes, clinic facilities) - it is charged with supporting education rather than goods.



## 2. Specific Sponsorship - Regional Courses in Hand Surgery

**A Regional Course in Hand Surgery** is an educational activity organised by a Hand Surgery Society and/or local institution with the assistance and sponsorship of IFSSH. This specific sponsorship applies to a society approaching the IFSSH with the desire to establish a one-off regional course on a topic of their choice, with the course fulfilling the relevant IFSSH guidelines. If approved, the IFSSH provides up to US\$20,000 of seed funding to the organisers to assist with the course conduct. This category of sponsorship does not apply to a course already in existence that requires some additional funding (this would be a "General sponsorship" application) or a group of surgeons wishing to travel to a course, and it is not related to the recently introduced "IFSSH Mid-Term Course in Hand Surgery" (the Mid-Term Course has an international basis and the hosting rights are decided through a bid to the IFSSH Delegates' Council).

## 3. Specific Sponsorship - IFSSH Congress Assistance

**Grants:** The IFSSH provides up to US\$20,000 to the local organizing committee of each triennial congress, specifically to assist priority individuals to attend the congress. The local committee administers the application and selection systems, distributing the funds to a large number of applicants in the form of gratis/reduced registrations and travel assistance.

These schemes are advertised in the lead up to each IFSSH triennial congress. In 2022, and again planned for 2025, the Congress hosts have chosen to incorporate this into a very exciting Travelling Fellowship scheme – enabling surgeons worldwide to spend time in prolific hand surgery centres in the triennial Congress' host country and join in the Congress.

## 4. IFSSH Harold Kleinert Visiting Professorship: This initiative aims to promote international exchange

of hand surgery knowledge by sponsoring a visiting professorship to an appropriate hand surgery education programme. The local society is to plan an extensive programme with participants of all levels, incorporating a number of teaching formats and broad geographic involvement. The local society may approach the CES to request a proposed Professor or to ask for recommendations. The IFSSH then assists with the expenses of the Professor and provides an honorarium.

### How do I apply?

There are four main pathways under which the IFSSH provides educational support:

Further information, including the application processes, is available on the IFSSH website: [https://www.ifssh.info/educational\\_sponsorship.php](https://www.ifssh.info/educational_sponsorship.php)

To apply for educational grants, please follow the link to the IFSSH Educational Sponsorship Guidelines.

- The process for **General sponsorship** is outlined within pages 1-3.
- For **Sponsorship - Regional Courses in Hand Surgery**, please follow the instructions on pages 4-5.
- The **Specific Sponsorship - IFSSH Congress Assistance Grant** schemes is advertised in the lead up to each IFSSH triennial congress.

A specific link to the **IFSSH Harold Kleinert Visiting Professorship** guidelines is available on the same webpage.

Any educational proposal related to hand surgery may be considered if it originates or is endorsed by an IFSSH member society - please ensure this endorsement is included with the application.

Grants are awarded on a competitive basis. Projects and activities with international impact, broad reach, and those inclusive of priority groups are looked upon favourably.

Full descriptions and reports of the supported programmes are available on the IFSSH website: <https://www.ifssh.info/ifssh-sponsored-educational-projects.php>

We hope this provides inspiration and motivation for you to discuss ideas with your Society's Board and submit an application!

### Questions?

Please approach the CES with any questions via [administration@ifssh.info](mailto:administration@ifssh.info).

We look forward to supporting many more activities and projects over the coming years, as well as continuing to build the library of educational resources.

Yours sincerely,



**S. RAJA SABAPATHY**

IFSSH President Elect

Chair, IFSSH Committee for Educational Sponsorship



[https://ifssh.info/hand\\_surgery\\_donation\\_program.php](https://ifssh.info/hand_surgery_donation_program.php)





# Message from the Philanthropy Committee

The IFSSH is a not-for-profit corporation founded in 1966. The Bylaws state that the Federation is organized and operated exclusively for educational, scientific and charitable purposes.

Historically the IFSSH holds a triennial IFSSH congress that brings together surgeons from its member societies, currently numbering 64 societies across 5 continents. The IFSSH has a unique ability to share educational resources across the globe to surgeons from low to high-income countries. The triennial congress has a wonderful scientific program and cultural experiences, that enables true international exchange.

In recent years the successful travelling fellowship program has been expanded, providing priceless life changing opportunities for many young surgeons from under-developed countries. IFSSH Courses (Regional and Mid-Term) also have provided platforms for mass education, directed at the needs of regions.

Other IFSSH education grants have included the IFSSH Harold Kleinert Visiting Professorship, sponsorship assistance for outreach programs. And funding for surgeons to attend educational hand surgery meetings and workshops.

In addition, the IFSSH provides a website full of accessible [online resources](#).

A review of the [educational sponsorship recipient reports](#), demonstrates the impact of IFSSH financial support.

Often the financial support provided by IFSSH has been in collaboration with other organisations. For example, providing funding support for the travelling fellowship programs, hand therapist grants, joint society meetings, and subspecialty meetings. The hosting organisation typically manages the selection process and administration.

The financial assistance provided by IFSSH ensures the project is successful, builds collaboration and extends the reach of IFSSH.

The IFSSH is able to provide these grants from income generated by annual society membership payments, a percentage of the profit from IFSSH congresses, and modest gains from the investment portfolio. The IFSSH expenses include its administration, website and the educational grants it provides.

The IFSSH would like to support many more projects in hand surgery and to expand the collaboration with other international hand organisations. Also, to ensure the viability of the IFSSH, should there be a significant financial down-turn. IFSSH can only achieve more significant grants, with greater funds.

**The time has come for the IFSSH to raise substantial amounts of money to maintain and grow its educational support worldwide.**

In 2022, there was an expansion of the executive board to include 5 members at large. This provided a greater energy on the executive, and the drive to expand what the IFSSH can offer. After extensive discussions it was decided to form a Philanthropy Committee to explore the potential options for raising funds for IFSSH.

This committee has reviewed how other similar organizations have successfully raised funds. The committee developed the fundamental principles on how to realistically generate a philanthropic income, without incurring high service fees. As a consequence, the IFSSH Patrons of Hand Surgery program was developed.

With the development of the IFSSH Patrons of Hand Surgery program, the IFSSH can:

- Build on the resources currently provided by the IFSSH
- Assist the next generations of hand surgeons to gain knowledge and international education opportunities
- Ensure hand surgeons in LMICs are supported in their education
- Enhance, collaborations with other hand surgery organisations.

We do hope that with the generosity of hand surgeons and other donors from around the world that we can build to our target of US\$5,000,000.

With this money in trust, we expect that we can provide grants of \$150,000 per year, which will enable the IFSSH to build on its legacy of supporting the global education and training of hand surgery.

## IFSSH Philanthropy Committee (2022-2025)



GREG BAIN (CHAIR)



FRANCISCO DEL PIÑAL



JORGE CLIFTON CORREA



# IFSSH Patron of Hand Surgery Program

The IFSSH Executive Committee announced the establishment of the IFSSH Patron of Hand Surgery Program at the annual IFSSH Delegates' Council Meeting in Rotterdam, 27th June 2024.

This is a very exciting initiative that will allow hand surgeons to “give back” to their specialty and ensure that future educational opportunities continue to improve worldwide. By doing this, we assist the upcoming generations of surgeons to be well-supported in their careers and LMIC areas to be connected and resourced with education and outreach.

An overview of the program is provided here. We hope that all consider supporting this venture. Your donation can impact far beyond your imagination.

**Aim:**  
To enable the IFSSH to have adequate funds to support the international hand surgery community to advance the science, education, research and practice of hand surgery. To protect the IFSSH during financial down turns.

**Target:**  
To create a US\$5,000,000 trust fund, in order to provide grants of \$150,000 / year.

**Why donate:** To provide access to learning opportunities and educational programs, especially to young surgeons and those from low- and middle-income countries, including through:

- Travelling fellowships
- International meeting attendance grants
- Visiting professorships
- Collaborative educational programs
- Outreach programs
- Research funding
- Online resources - provided free-of-charge to all surgeons.



The IFSSH/BSSH/FSSH Travelling fellows at The Royal College of Surgeons, England 2022. For the two weeks prior to the IFSSH Congress they visited renowned UK Hand Surgery centres.

Donation Levels	Upper-middle and high income countries (World Bank definition)	Low and lower-middle income countries (World Bank definition)
Super Platinum	\$25,000	\$12,500
Platinum	\$10,000	\$5,000
Gold	\$5,000	\$2,500
Silver	\$2,000	\$1,000
Bronze	\$1,000	\$500

The level of income for each country is determined by the [World Bank definition](#).

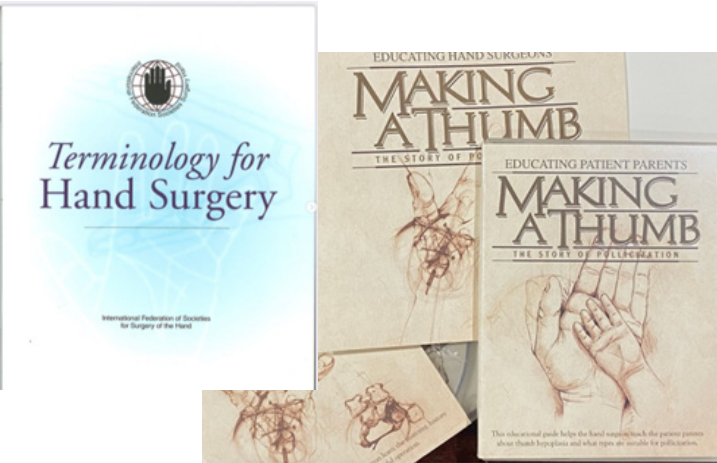
**How to donate:**  
Full details are available by emailing [donate@ifssh.info](mailto:donate@ifssh.info). A donation requires two steps only:  
1. Completion of the IFSSH Patron of Hand Surgery donation form – return this to [donate@ifssh.info](mailto:donate@ifssh.info)  
2. Payment via bank transfer, cheque or credit card.

The IFSSH Patron of Hand Surgery will be acknowledged, with their permission, on the IFSSH website, in the Ezine, and at appropriate events. Alternatively, a Patron may choose to remain anonymous.

An IFSSH Patron may wish to donate annually or leave a bequest – a gift from a will or estate. Please contact [donate@ifssh.info](mailto:donate@ifssh.info) for further information.

**Who benefits:**  
A donation provides inspiration - especially to young surgeons and those from developing countries. They give back and become leaders in their communities.

**How your donation can impact:**  
The IFSSH has been supporting international education for many years. Early projects include the publication of the [IFSSH Terminology for Hand Surgery](#) book in 2001 (translating hand anatomy, function and measurement terms into five languages), assistance to Texas Scottish Rite hospital to produce the “Making of a Thumb” DVD (describing the pollicization procedure), and support of the Baragwanath Hospital Hand Surgery Fellowship program in South Africa.



IFSSH supported



Previous recipients, sending thanks to the IFSSH for their life-changing experiences.



With the growth of the IFSSH membership, the opportunities and need to support educational pursuits have also increased. The IFSSH is now committed to funding recurring programs (e.g. the triennial Travelling Fellowship conducted in conjunction with the IFSSH Congress, the IFSSH Mid-Term Course in Hand Surgery) as well as accepting educational sponsorship proposals from the member societies. These are considered in a competitive grant system by the [IFSSH Committee for Educational Sponsorship](#).

Many individuals, groups, hospitals and countries have now experienced an improvement in hand surgery because of educational opportunities and resources provided by the IFSSH. The feedback from some of the recipients highlights the incredible impact that these learning opportunities have on young surgeons. We share some examples:

#### Travelling Fellowships

The local hosts of the 2022 IFSSH Congress in London proposed a new [IFSSH Travelling Fellowship programme](#) to be held in conjunction with the Congress. With support from the IFSSH, BSSH and FESSH, 32 participants were chosen by the local organising committee after a global submission process. These participants spent two weeks before the congress at Hand Surgery units in the UK - each participant went to two units, for one week each.

The Travelling Fellows then came together for a pre-congress programme of science and social events in London, before attending the 2022 IFSSH Congress. The IFSSH provided US\$20,000 to the local organisers to support this programme..

The 2025 IFSSH Triennial Congress hosts have pledged to continue this Travelling Fellowship program, incorporating 2-week pre-congress visits to Hand Surgery centres on the US East coast. Twenty-four IFSSH-AAHS/ASSH Travelling Fellows – from over 300 applications - have been chosen, predominately young surgeons from LMICs. The IFSSH has pledged US\$20,000 to assist.

#### IFSSH Harold Kleinert Visiting Professorship

This Visiting Professorship honors the extraordinary international reach of Harold Kleinert through his commitment to education. IFSSH societies can apply to host a Visiting Professor who will undertake a program of meetings, workshops, hospital clinics and more in their country.

[Dr Steven Moran](#) (USA) was the inaugural IFSSH Harold Kleinert Visiting Professor, undertaking a series of educational events in [Australia in 2020](#). [Prof Jin Bo Tang \(China\)](#) continued this program in 2023 with an extensive schedule of lectures and practical teaching opportunities in [Poland](#).

#### IFSSH Regional and Mid-Term Courses in Hand Surgery

The IFSSH has provided education to hundreds of hand surgeons through the 1st IFSSH Mid-Term Course in Hand Surgery (2024, Ecuador) and Regional Courses in Hand Surgery ([1st Eastern European Course](#), Hungary, 2012; [2nd Eastern European Course](#), Hungary, 2015; and [South Asian Course](#), India, 2015).

Whilst these courses focus on current educational needs of the hosting region, all hand surgeons worldwide are invited to attend.

The IFSSH Mid-Term Course in Hand Surgery initiative will continue with the 2nd Mid-Term Course occurring in Europe/Africa and the 3rd Mid-Term Course in North/Central America. The hosts of these events will be chosen through a competitive bid process at the 2025 IFSSH Delegates' Council Meeting.

#### Collaborative Education

The IFSSH enables access to education – through sponsorship of attendance at existing meetings, through encouraging new initiatives to meet educational needs of particular groups, and through the continued relationship with the IFSSH to support the education and opportunities for hand therapists.

#### International Meetings – Attendance assistance: APFSSH Congress, Singapore, 2023

The local organising committee of the 2023 APFSSH Congress administered US\$10,000 of IFSSH funding to [assist 25 attendees from developing countries and those in the early stages of their training](#). The funding supported travel and registrations across the Asian-Pacific geographic region, allowing greater participation amongst trainees and from the low-middle income countries.

#### International Meetings – Attendance assistance: World Symposium on Congenital Malformations of the Hand & Upper Limb, 2023

The IFSSH provision of US\$10,000 allowed for the attendance and [sponsorship](#) of three LMICs surgeons – [Doctors Nathaniel Orillaza \(Philippines\)](#), [Ashraf Islam \(Bangladesh\)](#), and [Turki Moez \(Tunisia\)](#). These recipients travelled to Minneapolis, Minnesota for the Symposium, May 16-19 2023.

#### Workshop – Attendance assistance: Esser Masterclass (Tendons), 2018; Fellowship sponsorship, China, 2019

The IFSSH was moved by an application from Dr Mohamed Abdelrahman from Sudan, describing the political circumstances and humanitarian efforts that would greatly benefit from having experienced, trained hand surgeons available locally.



The Travelling Fellows at the Closing Ceremony of the 2022 IFSSH Triennial Congress, London.



"We have a huge numbers of trauma hand patients and the number of specialists is scarce indeed, with lack of great and specialized expertise in the field. For that, I was trying to pursue fellowship in hand surgery."

**Dr Mohamed Abdelrahman, Sudan**

In 2018, the IFSSH provided financial assistance to allow his attendance at the [Essex Masterclass](#). In 2019, Dr Abdelrahman was supported again by the IFSSH with US\$10,900 to fund a 6 month [Hand & Microsurgery Fellowship](#) at the Provincial Hospital of Shandong University, China.

#### **Workshop – Attendance assistance: International Course on Complex Wrist Reconstruction, 2021**

In 2021 the Romanian Society approached the IFSSH as they had identified a deficit in [wrist reconstruction education](#). Through IFSSH funding of US\$16,975, a specific workshop was held to allow selected surgeons from across Romania to improve their knowledge and skills in this topic and enhance patient care.

#### **Hand Therapist support – Collaboration with the IFSHT**

The IFSSH has pledged funding to the IFSHT on a triennial basis since 2010. This generally supports three programs to allow education and meeting attendance for hand therapists: IFSSH/IFSHT Triennial Travel Grant; Evelyn Mackin Triennial Award; IFSHT/IFSSH International Teaching Grant. Numerous therapists benefit, each taking their experiences back to their home country; the IFSSH is pleased to support these colleagues. The [2022 report](#) details the most recent feedback.

#### **Outreach**

Assisting outreach programs is a privilege. The IFSSH is proud to have assisted impactful care in countries beyond the IFSSH member societies. Whilst in country outreach teams better the lives of numerous patients; local surgeons gain valuable time with mentors and learn skills for continued benefit to their patients once the outreach team leaves. Examples of IFSSH assistance include the provision of funding to a series

of WALANT workshops in Kenya, an extensive program in Cambodia, and a recent education program in [Western China](#).

#### **WALANT Workshops, Kenya – 2020, 2022 and 2023**

The IFSSH has delivered \$23,300 to workshops organised by Dr Don Lalonde and Dr Pankaj the President of the College of Surgeons of Eastern, Central, and South Africa (COSECA). These workshops have taught surgeons from across Kenya and neighbouring countries to be proficient in WALANT techniques, providing this as a very useful treatment option in the region. WALANT theatres have now been established in a number of centres and patient care has been transformed.

"In our training hospital, we have already began planning to set up a more permanent WALANT room. WALANT is going to be a game changer in our region, and we are all exciting to see how this innovation can bring patients and surgeons together."

**Imraan Sherman, Kenya (2022)**

The [2020 course](#) was attended by 80 surgeons from 24 institutions. The 2022 course was run across three Kenyan cities: Kisumu, Eldoret and Nakuru. The 2023 course was held to coincide with the second International Congress on Innovations in Global Surgery, demonstrating the impact of this program.

#### **Outreach Program in Phnom Penh, Cambodia, 2014**

This outreach [program](#), staffed by a group of Australian and American hand surgeons and therapists, utilised US\$19,350 from the IFSSH to complement other outreach funding and deliver a 9 day schedule of clinics, surgeries, teaching and local training.

"A/Professor Graham Gumley (Australia) led a team of surgeons, hand therapists and administrators to Cambodia in 2014. The focus was to further local surgical training and advance patient care. More than 100 patients were evaluated, and 35 operations performed, including brachial plexus reconstructions and free flaps. The surgeries offered not only healing and great hope to these desperate patients, but also unique practical experiences to our local surgeons and trainees. The team's lectures at the medical school were interesting and fulfilled our lack of knowledge."

**Prof Chhoeurn**

**President of the Cambodian Society of Orthopaedics and Traumatology**

#### **Online Resources**

The IFSSH website is a treasure trove of hand surgery resources. This education is available all day, every day, to every interested person with internet access. Some resources have been created specifically by the IFSSH, others prepared by renowned external groups and offered as access to hand surgeons worldwide through the IFSSH portal. Examples include the comprehensive [IFSSH Ezines](#), the [IFSSH Terminology for Hand Surgery](#) book, [IFSSH Scientific Committee](#) reports, and collaborations with [Evidence Based Hand Surgery](#), and [Wrist Basecamp](#).

#### **Hand Surgery Resource**

The [Hand Surgery Resource](#) (HSR) is an incredible platform. This was developed by Dr Lawrence Hurst, with the IFSSH taking ownership in 2023. The HSR consists of an extensive electronic textbook that is constantly updated, an App, a YouTube channel, podcasts, newsletters and more.

#### **OMT Classification – App and Instructional Video**

The [IFSSH Scientific Committee on Congenital Conditions](#) announced the endorsement of the Oberg Manske Tonkin (OMT) Classification of Congenital Hand and Upper Limb Anomalies in 2014.

This Classification continues to evolve and, to assist with its use in clinics, an [App and instructional video](#) have been produced.

All online resources are open access and available free of charge. The IFSSH website is a wonderful repository of information and demonstrates the collaborations achieved in recent years.



[https://ifssh.info/hand\\_surgery\\_donation\\_program.php](https://ifssh.info/hand_surgery_donation_program.php)

# IFSSH Patron of Hand Surgery Donation Form



I pledge to donate to the IFSSH Patron of Hand Surgery Donation Program, to support and advance the science, education, research and practice of hand surgery ([https://ifssh.info/hand\\_surgery\\_donation\\_program.php](https://ifssh.info/hand_surgery_donation_program.php))



## Donor information

Title

First (Given) Name

Surname

Address

City

State

ZIP/Postcode

Country

Telephone (inc. country code)

Email

## Acknowledgement

☐ I wish to have my donation included in the published list of Patrons of Hand Surgery, on the IFSSH website, Ezine and acknowledged at appropriate events.  
I request that the acknowledgement be listed in the name of: \_\_\_\_\_

☐ I wish to remain anonymous

## Payment options

- Three methods of payment are available:
- Email [donate@ifssh.info](mailto:donate@ifssh.info) for bank transfer (domestic and international wire) details
  - Email [donate@ifssh.info](mailto:donate@ifssh.info) for directions to pay by cheque (US dollar only)
  - Donate via credit card

### Upper-middle and high income countries:

☐ US \$25,000 Super platinum

☐ US \$10,000 Platinum

☐ US \$5,000 Gold

☐ US \$2,000 Silver

☐ US \$1,000 Bronze.

☐ Other (please specify): \_\_\_\_\_

### Low and lower-middle income countries:

☐ US \$12,500 Super platinum

☐ US \$5,000 Platinum

☐ US \$2,500 Gold

☐ US \$1,000 Silver

☐ US \$500 Bronze

☐ Other (please specify): \_\_\_\_\_

☐ **Future donations** - I would like to make an annual donation to the IFSSH Patrons of Hand Surgery. The IFSSH will send me a reminder prior to the anniversary.

☐ **Future contact** - I agree to be contacted by the IFSSH with further news, information and to receive the quarterly Ezine via email

Signature

Date

Please return this completed pledge to [donate@ifssh.info](mailto:donate@ifssh.info).

The IFSSH thanks you for supporting the IFSSH Patron of Hand Surgery program

Donation levels	Upper-middle and high income countries (World Bank definition)	Low and lower-middle income countries (World Bank definition)
Super platinum	\$25,000	\$12,500
Platinum	\$10,000	\$5,000
Gold	\$5,000	\$2,500
Silver	\$2,000	\$1,000
Bronze	\$1,000	\$500



# Examples of IFSSH Educational Sponsorships



## IFSSH Travelling Fellowships

**The Travelling Fellowship program has been established to provide a special educational experience and to promote international exchange. This was exemplified at the 2022 IFSSH Congress in London, and will also occur at the 2025 IFSSH Congress in Washington, D.C..**

### The 2022 IFSSH/BSSH/FSSH Travelling Fellowship United Kingdom, June 2022

The IFSSH Congress in London in June 2022 saw the launch of the inaugural IFSSH Travelling Fellowship programme. Thirty-two young hand surgeons from around the globe visited UK hand surgery centres of excellence for two weeks and then travelled to London to attend the Triennial IFSSH-IFSHT Congress.

The IFSSH was formed in 1966 to coordinate the activities of the various national Societies for Surgery of the Hand throughout the world and in this way to increase and spread knowledge of surgery of the hand. The London 2022 Organising Committee agreed early in the conference planning process that a Travelling Fellowship programme would meet a founding IFSSH objective in furthering hand surgery practice and education worldwide and would forge a new network of international connections and friendships.

Aligned with the ambition to have a truly global congress was the intention to include surgeons from a range of high-, low- and middle-income countries. This of course required significant financial investment and we were very grateful to IFSSH, FSSH, BSSH, BAPRAS and BFIRST for answering Mr Jonathan Hobby's calls for sponsorship.

A competitive application process was opened in summer 2021, aimed at surgeons within three years of independent practice (the equivalent of either senior trainees or new consultants), bearing in mind the very varied training routes for hand surgery between different countries. The high standard of candidates was very clear. Hand surgery units across the UK were invited to express interest in hosting the fellows. To provide the greatest range of experience, successful units were paired and then worked together to provide bespoke educational and social programmes. The fellows indicated their subspeciality interests and were successfully matched to pairs of units that matched their educational interests. Where possible the pairs of units were geographically close and offered complementary experience with one-to-one teaching, training, and mentorship.



**The countries of origin of the 32 Travelling Fellows**



The 21st May 2022 arrived and excited fellows flew from around the globe to start the program at hand surgery units throughout England, Scotland and Wales.



### Fellows spent two weeks at Hand Surgery centres across England, Wales and Scotland

The Fellows spent two weeks observing what hand surgery has to offer in the United Kingdom. Perhaps one of the most exciting opportunities of this program was the opportunity to network and make friendships with hand surgeons from around the world.

Following the various fellowships around the country the Fellows travelled to London for a packed program before the IFSSH Congress. An educational morning was held at the Royal College of Surgeons England, with teaching on brachial plexus and congenital hand conditions. That evening, after a beautiful walk along the Thames River in the (thankfully) sunny London, the fellows attended a private dinner at The Ivy Tower Bridge. This was an excellent evening with fine dining and even better company. A great tourist day was then enjoyed by all, starting off with coffee in Notting Hill, walking along the beautiful canals in Little Venice, through Hyde Park, past Buckingham Palace to give a quick wave to Queen Elizabeth. A pit-stop for shopping in Knightsbridge, stop off at Trafalgar Square, blinded by the neon lights in Piccadilly Circus, ending up in Camden for a casual dinner.



Fellows at Tower Bridge on the tourist day

All the Fellows enjoyed the British hospitality, developed new friendships, and got a flavour of the bustling city of London.

The IFSSH Congress London 2022 started the week beginning 6th June. It was one of the first face-to-face international meetings in hand surgery for many of us following the pandemic. The Fellows were able to enjoy a free registration to hear all the wonderful presentations, to attend the gala dinner, to network and for many of them, to present their own research. The Fellows were presented at the closing ceremony, where the Fellowship Program was recognised as being a jewel in the crown of the London 2022 congress, and we all hope the legacy of it continues.

We are thankful for so many things: for the funding to support the program, for all the people who helped arrange the Fellowship, for the opportunity to meet following the pandemic and most of all to meet the Fellows, who are an amazing, dynamic group of young people. They are the future of hand surgery, and the future looks so bright. So over to our wonderful friends and colleagues in Washington USA, we can't wait to see you at IFSSH 2025!

**HELEN WOHLGEMUT**  
Glasgow, UK

**ALISON KINGHORN**  
Wales Deanery, UK

on behalf of the 2022 Travelling Fellowship Committee

“


“I met fellows from all over the world and established new friendships. I am still completely overwhelmed by the experience.”

[Dr Sebastian Leixnering,](#)  
[Austria](#)



“I had the most amazing time; I thought this experience was going to be good, but for me it was perfect!”

[Dr Rodrigo Aquino,](#)  
[Brazil](#)



“My fellowship journey is one of the memorable events I will cherish forever.”

[Dr Nurunnahar Begum,](#)  
[Bangladesh](#)



“We made strong bridges between us – still active now, and this is one of the grateful things that has happened to me.”

[Munther Jamil Shawar,](#)  
[Palestine](#)

“It was a wonderful time, a lot of new friends made, and opportunities for collaborations. It is a fantastic initiative. Hopefully there will be many surgeons in the future that have the same opportunity.”

[Dr Hentas Van Zyl,](#)  
[South Africa](#)



“This was one of the most enjoyable and important experiences in my professional life so far.


We have created research engagement and collaboration that is still ongoing.”

[Carlos Prada Fuenzalida,](#)  
[Chile](#)



“Having the opportunity to travel in my residency and to learn from some of the best in the field, to discuss clinical cases and learn from those passionate about hand surgery was definitely something that will make my career go forwards.”

[Miguel Ribeiro Matias,](#)  
[Portugal](#)



“I had the privilege to be one of the IFSSH fellows in the UK. It was really one of the most enjoyable times I have had. The idea of connecting and meeting surgeons from all over the world is great and I built a good network.”

[Sara Moawia Mohamed Amin Sherfi,](#)  
[Sudan](#)



”



## The 2025 IFSSH-AAHS/ASSH Travelling Fellowship

### USA, March 2025

The American Association of Hand Surgery (AAHS) and the American Society for Surgery of the Hand (ASSH) have partnered with the IFSSH to fund the 2025 IFSSH – AAHS/ASSH Travelling Fellowship Program to the United States.

This Travelling Fellowship concept was conceived by the British Society of Surgery of the Hand (BSSH) at the 2022 IFSSH meeting. Recipients spent 2 weeks in groups of 4-5 participants in renowned UK Hand Surgery centers before joining together in London for the triennial IFSSH Congress. This was an enormous success.

The U.S. hosting societies were charged with selecting the recipients in 2025. The program is to involve participation in the 2025 triennial IFSSH-IFSHT Congress and travel to one of five U.S. centers to further their training and career goals.



The program co-chairs, Drs. Nash Naam and Dave Ruch, enlisted the support of five Hand Surgery programs from the east coast of the U.S. – each ideally a short flight from Washington D.C. - to host the fellows.

- Curtis National Hand Center | Baltimore, Maryland
- Duke University | Durham, North Carolina
- Hospital for Special Surgery | New York, New York
- Massachusetts General Hospital/Harvard Medical School | Boston, Massachusetts
- Philadelphia Hand to Shoulder Center | Philadelphia, Pennsylvania

In January of 2024 a call for applications was sent out worldwide through the IFSSH member societies and U.S. host society mailing lists. Over 300 applications were received. Applications were reviewed by a committee with a grading process that had been created by the BSSH four years earlier.

A total of 24 applications were funded for 2025. The financial support is intended to facilitate travel to the IFSSH Congress in Washington, D.C. and to the host center.

The applicants were given their first or second choice of the program to visit based upon their interests. The host centers have graciously offered to fund the educational and social programs at their respective centers.

The demographics for the 2025 fellows are remarkably similar to that of the original fellows that traveled in the United Kingdom:

- Gender: 50% are men, 46% are women, 4% prefer to not provide their gender
- Specialty: 71% are orthopedic surgeons, 29% are plastic surgeons
- Geography: 79% are from developing countries, 21% are from developed countries (per the IMF Emerging Market and Developing Economies by Region table, April 2023)

The IFSSH and the U.S. host societies hope to continue the strong success of the BSSH program with this 2025 program. The response to the call for applications clearly indicates a tremendous enthusiasm for the concept. The fellows from the previous program have indicated not only that it created international mentors but also that the program participants have remained very engaged with each other.

The program is funded through the generosity of the AAHS, ASSH, and the IFSSH and it falls clearly in each society's educational missions.

The IFSSH looks forward to greeting all of the 2025 recipients, reconnecting with the 2022 cohort, and providing future opportunities to continue this program.

**DAVID RUCH**  
PRESIDENT, AAHS



### The geographical representation of the 2025 IFSSH - AAHS/ASSH Travelling Fellows



# IFSSH Harold Kleinert Visiting Professorships

**The Professorship is named in honor of distinguished Hand Surgeon Dr Harold E. Kleinert. The goal is to promote the international exchange of hand surgery knowledge by sponsoring a visiting professorship to an appropriate hand surgery education programme.**

**IFSSH member societies may apply for funding for a Visiting Professor to attend an educational programme hosted by the society. The grant will be up to US\$20,000, including \$15,000 for professor's expenses and US\$5,000 stipend.**

**Dr Steven Moran**  
Australia, March 2022

It was a tremendous honor to be selected as the first IFSSH Harold Kleinert Visiting Professor. Dr. Kleinert is a pioneer and giant of our field, impacting so many aspects of hand surgery. One of his greatest achievements is training so many of the thought leaders of hand surgery today, including our meeting President Tony Berger. Kleinert Hand fellows have always exemplified the creativity and collaboration that have advanced the specialty. Their impact is far reaching and just one example is Dr. Michael Wood, who has served as one of my mentors since the start of my career. Dr. Wood's research and interest in vascularized bone provided the framework for the research I do today.

I reflect fondly on my enjoyable time with the members of the 2020 Asian-Pacific Federation of Societies for Surgery of the Hand (APFSSH) Congress - the convenors of which were kind enough to put my



name forward for consideration as the IFSSH Harold Kleinert Visiting Professor. This congress was run in conjunction with the Asia-Pacific Wrist Association, the Australian Hand Surgery Society, New Zealand Hand Surgery Society, and their respective hand therapy societies and associations.

I arrived in Sydney on the evening of the 8th March and gave lectures on the reconstruction of the distal radial ulnar joint and complex wrist reconstruction to Sydney registrars and fellows the following day.



Teaching Hand Surgery registrars in Sydney

Later that evening, I attended the New South Wales Hand Surgery Association (NSWHSA) Clinical Meeting, where patients were invited for evaluation by the surgeons and a discussion of treatment ensued. The discussions surrounding carpal instability were most eye-opening for me as I learned the benefits of new arthroscopic based reconstructions. The session concluded with my presentation on the vascularity of the carpus. The day culminated in a dinner hosted by the Executive members of the NSWHSA.

The following day we travelled to Melbourne, where I lectured to both orthopaedic and plastic trainees at the 2020 Australian Hand Surgery Society Registrar Course. Here I reviewed the topic of scaphoid non-union and participated in case discussions.



With IFSSH President, Marc Garcia-Elias, at the APFSSH Congress in Melbourne

The APFSSH Congress then commenced on the 11th March. The meeting was unexpectedly shortened by one day due to the emerging COVID pandemic, having to close on the 13th. During this meeting I presented in Asian Pacific Wrist Association sessions as well as on the vascularity of the carpus, decision making in scaphoid non-unions, pathomechanics of scapholunate ligament injuries, volar capsulodesis for scapholunate injuries, 20 years of experience with PRC and SLAC wrists, revascularization of the lunette for Kienbock disease, local flaps for digital coverage, and 15 years of experience with the Adams-Berger DRUJ reconstruction. I was also involved in four other discussion panels.

“ In total I gave over 16 talks and panel discussions, but I learned far more than I taught ”

The highlight of the meeting for me was the gala celebrating both the APFSSH and the Australian Hand Surgery Society. I was most humbled to receive an Honorary Membership from the Australian Hand Surgery Society. This honor was made even more memorable as it was bestowed on me by my friend and fellow guitar aficionado, Jeff Ecker.

In retrospect with the Congress being just prior to the dire reality of the COVID pandemic, the events of the past years have emphasized the value of science over conjecture, of inclusiveness over isolation and the benefits of in person learning. While vast advances have been made to improve remote meetings and we have increased access to many countries who are unable to participate due to distance or finances, humans are social creatures. While the zoom format is wonderful, it can not take the place of coffee break chats, drawing ideas on napkins over lunch and lively discussions over cocktails. These are the places that have often lit the fires of inspiration leading to scientific advancement.



Thank-you again for this incredible honor.

**STEVEN MORAN**  
Mayo Clinic, USA



**Dr Jin Bo Tang**

Poland, September 2023

This was an extraordinarily well-organized Visiting Professorship by the Polish Society for Surgery of the Hand and sponsored by the IFSSH. It is difficult to describe how excellent the teaching contents, the arrangement in 6 cities and the transportation were and how much the educational mission has achieved with this trip. I also found that I cannot describe in words the hospitality, kindness, warmth, and closeness of all the involved colleagues and hosts during my 16 day visit across Poland.

In summary, this visiting professorship included 25 lectures, 23 delivered in labs or hospital auditoriums in 5 cities, and 2 at the National Congress. We also had 10 workshops (cadaveric workshops, practical training workshops using simulations, and young scientists workshops) in 10 days, clinical patients examination with case discussion in 4 cities, and operations on 10 patients in 4 days, as well as numerous personal discussions (every day), questions and answers (every day), consultations, and many social events at the National Congress, participating in the university parade and the inauguration of the new academic year by invitation from the medical university dean, and some other culture events.

“ The spirit of the mission kept me going forward, and I have never tired spiritually ”

The colleagues of the Polish Society were extremely dedicated and supportive. They had spent a lot of time, many online video calls and phone calls to coordinate the program months ahead of my visit. In all cities, my hotel was arranged at a location close to the town centre and in hotels with a Polish character, which allowed me to experience these Polish cities during a short and busy stay in each city. Clearly this was their well-coordinated decision in the planning. The ratio of talks, operations, demonstration, and short guided tours was almost the same in all the cities, all very carefully planned.

In almost all of my lectures I included a photo of Dr Kleinert and labeled the talk as “IFSSH Kleinert Visiting Professorship”. I explained that Dr Kleinert was a pioneer, a surgeon, a giant and a teacher.



Prof Tang at the cadaver lab, Poznan



Prof Tang with Wroclaw course participants



With participants of the National Congress

Now his legacy is passed on to the next generations and his spirit of teaching and education is carried out in the form of inviting a senior hand surgeon every year to educate and share knowledge with colleagues in different countries. A Chinese saying states that a great teacher should “never be tired of teaching” if one is entitled to teach and has something worthwhile to teach. This is exactly what the central goal and mission of IFSSH is: education.

“Physically it was tiring, but the spirit of the mission kept me going forward, and I have never tired spiritually. I feel enriched by building ties and friendships with so many colleagues. I can feel the warmth, kindness, and keenness even now while I am writing this report.”

This visit was a privilege and an experience I will cherish all my life. My wish is that education and collegial friendship will keep our IFSSH family close.

**JIN BO TANG**

Nantong University, China



[https://ifssh.info/hand\\_surgery\\_donation\\_program.php](https://ifssh.info/hand_surgery_donation_program.php)



# IFSSH Courses

The IFSSH has provided education to hundreds of hand surgeons through the **1st IFSSH Mid-Term Course in Hand Surgery** (Ecuador, 2024) and **Regional Courses in Hand Surgery** (1st Eastern European Course, Hungary, 2012; 2nd Eastern European Course, Hungary, 2015; and South Asian Course, India, 2015).

The **IFSSH Mid-Term Course in Hand Surgery** initiative will continue with the 2nd Mid-Term Course occurring in Europe/Africa and the 3rd Mid-Term Course in North/Central America. The hosts of these events will be chosen through a competitive bid process at the 2025 IFSSH Delegates' Council Meeting. The course is to be held at the mid-way time point between triennial congresses.

Whilst these courses focus on current educational needs of the hosting region, all hand surgeons worldwide are invited to attend. Over a period of three days (minimum), hand surgery topics of interest will be discussed from basic principles to the recent trends.

## 1st IFSSH Mid-Term Course in Hand Surgery

Quito, Ecuador, January 2024

The 1st IFSSH Mid-Term Course in Hand Surgery took place from 31st January to 3rd February 2024 in Quito, Ecuador. ECUMANO were the proud hosts and we diligently worked for the 18 month lead-up to provide a great course and social program.

It is important to remember that we had major geopolitical problems which we had to overcome during the last weeks before the Course. In spite of having lost some commercial sponsorships as well as having lost the participation of some speakers and attendees who were previously registered and confirmed, we managed to have a very successful Course.



## “Dreams come true”



We had a total of 493 attendees (418 in person and 75 virtual). Fifty-four were therapists. There were 150 speakers. Of these speakers, 126 were hand surgeons and 24 were hand therapists. Delegates came from 25 countries including: Argentina (14), Australia (2), Brazil (5), Canada (2), Chile (21), China (6), Colombia (40), Costa Rica (5), Dominican Republic (13), Ecuador (141), Germany (3), Guatemala (3), Honduras (2), Hungary (1), Italy (1), Mexico (21), Nicaragua (1), Panama (2), Peru (23), Philippines (3), Spain (5), United Kingdom (3), Uruguay (2), United States (13) and Venezuela (11). The number of attending industry representatives who contributed to the financing of the course was 72.

IFSSH funding provided the opportunity to invite five international key note speakers: Amy Moore (USA), Andrea Atzei (Italy), Chaitanya Mudgal (USA), Donald Lalonde (Canada) and Marc Garcia-Elias (Spain). Five Master Classes were presented by experts in their field:



Participants at Mitad del Mundo – the centre of the Earth!

biomechanics and basic science, arthroscopy, nerve and microsurgery, fractures and osteosynthesis and WALANT surgery.

A conference room was set aside especially for the workshops (Mitad del Mundo). A total of 10 different theoretical-practical events were held in the open exhibition area thus reaching all the attendees of the event. Some of these events were held during the coffee break times. A few "Meet & Greet" conversation events between attendees, speakers and professors were organised. The social part of the Course was a dinner, called "Dinner to unite the Hand Surgery world at the very center of our Planet". Indeed, we had this social dinner, in the very center of the planet, behind the Mitad del Mundo monument, with 241 participants who danced in the northern as well as in the southern hemisphere.

In short, the First Mid-Term Course was really a great and successful event. The Course was recorded and may be of interest, not only for those who have attended, but especially for those who missed the Course.

## FIDEL CAYÓN

1st IFSSH Mid-Term Course  
Organiser  
IFSSH Delegate, ECUMANO





## South Asian Regional Course in Hand Surgery

Coimbatore, India, July 2015

The IFSSH sponsored South Asian Regional Course in Hand Surgery was held at Ganga Hospital auditorium in Coimbatore, India, with an emphasis on live surgery.

It featured prominent overseas faculty members including IFSSH President Dr Michael Tonkin, Dr Don Lalonde from Canada, Dr Goo-Hyun Baek from South Korea, Dr PC Ho from Hong Kong and Dr Amit Gupta from USA who were joined by the Ganga Hospital team of doctors.


293 delegates participated in the course, with 37 of the delegates travelling from 18 nations outside on India. The conference was held in the comfortable Ganga Hospital auditorium where 24 live surgeries were demonstrated. The programme covered a wide range of procedures like cleft hand, syndactyly, brachial plexus nerve transfers, wrist arthroscopy, wide awake surgical demonstrations, tendon repair, tendon transfers and carpal injuries. Every session started with two didactic presentations from the faculty and a total of 10 lectures were delivered.

“ At any one time, two surgical procedures were demonstrated with the moderators helping the delegates to interact with the surgeons ”

The event also had good social programmes, with banquet dinners on the evenings. Entertainment included Dr Ho with his harmonica and Dr Gupta with the Indian Drums (tabala) creating a fusion of western and Indian music which provided an opportunity for the delegates to interact with the faculty.



The feedback received from the delegates was very complimentary both to the content of the course and the event organisation. Together it was a very rewarding experience for the delegates.



**S. RAJA SABAPATHY**  
Course Chairman



[https://ifssh.info/hand\\_surgery\\_donation\\_program.php](https://ifssh.info/hand_surgery_donation_program.php)





### Eastern European Course on Hand Surgery: Hand Reconstruction in Trauma and Rheumatoid Arthritis Hajdúszoboszló, Hungary, September 2015

The care for rheumatoid arthritis has changed since the introduction of highly effective disease modifying drugs such as the biologics that were designed to target inflammatory mediators for this disease. In 2013 Dr. Daniel Herren and Kevin Chung conceived the idea of teaching a course focused on the care for the rheumatoid hand for surgeons in Eastern European countries, a region that cannot afford the use of these highly expensive biologics. In Eastern Europe, rheumatoid hand deformities are common despite the best efforts of surgeons because understanding of the treatment of rheumatoid hand deformities is still in its infancy.



**The faculty of the Hungary course 2015: From left to right: Renato Fricker, Philippe Bellemère, Daniel Herren, Kevin Chung, Zsolt Szabó and Alfredo Olazabal (missing Massimo Ceruso)**



**Kevin Chung and Daniel Herren while teaching during the surgical demonstrations**



**Kevin Chung demonstrating MP joint arthroplasty**



**Zsolt Szabó during the surgical demonstration in a well equipped environment**

A highly successful course was held in Hajdúszoboszló under the guidance of Dr. Zsolt Szabó. Ninety-three registrants attended a three day course. Half of the participants received financial support including free registration, accommodation and food. The meeting's highlight was a cadaver course on the first day in the beautiful facility at the University of Debrecen. Prominent surgeons with an international reputation on rheumatoid hand surgery participated in this course including Dr. Zsolt Szabó, Dr. Alfredo Olazabal, Dr. Philippe Bellemère, Dr. Massimo Ceruso and Dr. Renato Fricker. The procedures demonstrated ranged from MCP joint fusion of the thumb, metacarpophalangeal joint arthroplasty as well as PIP implant arthroplasty.

Participants interacted with the faculty from the auditorium by seeing live-feeds from the cadaver lab and moderated by Dr. Zsolt Szabó. The remaining days were also highly successful by having presentations on common rheumatoid themes for the elbow, wrist, and hand. Concepts discussed include the treatment of swan-neck and boutonnière deformity, arthroplasty and fusion procedures, and elbow reconstruction. Additionally, the participants were instructed in the medical treatment of rheumatoid arthritis and outcomes research as well as the appropriate patient selection for surgery. The participants hailed from more than a dozen countries including Romania, Poland, Lithuania, Latvia, Russia, Czech Republic and Slovakia.



**Faculty and participants of the 2015 Hungary course**

We are gratified by the generous support from IFSSH, FESSH, ERASS and as well of Synthes and Medartis, which also provided the instruments and implants for the demonstrations. The outstanding coordination of the course by staff Krisztina Szigedi and Dr. Zsolt Szabó facilitated a wonderful venue in a cost effective and highly efficient manner to disseminate the principles of rheumatoid hand surgery for much needed care in Eastern Europe. We as Chairmen are most delighted of the success of this course and the interest it created. Many contacts were made and ideas exchanged.

Until such time when rheumatoid arthritis is cured, hand surgeons will continue to play a prominent role in ameliorating the devastation of rheumatoid arthritis and improving the quality of life for patients who can carry out activities of daily living and also be productive contributing members of society.

**DANIEL HERREN and KEVIN C. CHUNG**  
Course Organizers

“ The vision to address a gap in knowledge and much needed training in Eastern Europe has been fulfilled ”



[https://ifssh.info/hand\\_surgery\\_donation\\_program.php](https://ifssh.info/hand_surgery_donation_program.php)



# Collaborative Education

The IFSSH enables access to education – through encouraging new initiatives to meet educational needs of particular groups, through sponsorship of attendance at existing meetings, and through the continued relationship with the IFSHT to support the education and opportunities for hand therapists.

The IFSSH has pledged funding to the IFSHT on a triennial basis since 2010. This generally supports three programs to allow education and meeting attendance for hand therapists: IFSSH/IFSHT Triennial Travel Grant; Evelyn Mackin Triennial Award; IFSHT/IFSSH International Teaching Grant. Numerous therapists benefit, each taking their experiences back to their home country. The IFSSH is pleased to support these colleagues. The [2022 report](#) details the most recent feedback.

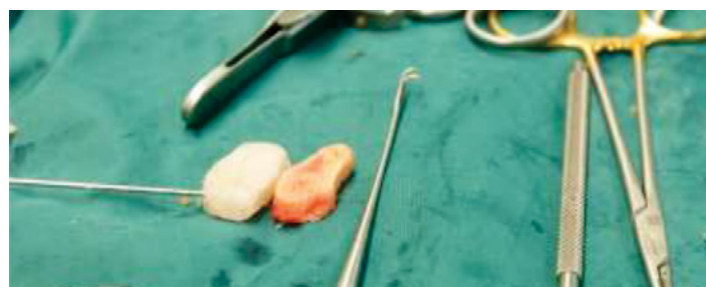
## Complex wrist reconstruction education: Addressing an unmet need for the Romanian hand surgeons The Netherlands, October 2021

Seven hand surgeons from four geographic areas of Romania received support from the IFSSH and Romanian Society for Surgery of the Hand (RSSH) to attend a 2-day training course in complex microsurgical reconstruction of the wrist. Advanced skills in hand surgery and cutting edge techniques were gained, raising the standard for the treatment in Romania of advanced chronic wrist pathologies with high debilitating potential.

The course took place under the auspices of the Oldenburg-Groningen Advanced Training Program in Reconstructive Microsurgery, an internationally established training program organised and lead by Dr. Lucian Jiga and Dr. Zaher Jandali (Department for Plastic, Aesthetic, Reconstructive and Hand Surgery, Evangelic Hospital Oldenburg, Germany) and hosted by Prof. Janniko Georgiadis (Section Anatomy & Medical Physiology, University Medical Center, Groningen,

The Netherlands). Dr. Heinz Bürger, the hand surgeon who popularised vascularised bone transfers from the femoral condyles, and his colleague Dr. Maria Anoshina, took part as course co-directors, with their invaluable contributions further increasing the overall scientific level of the event.

"The course was a tremendous opportunity for me to learn a new surgical technique, to improve my microsurgical and dissection skills, to meet the people I admire for their work and to create new opportunities for my future career. This was the first time I attended a human fresh frozen training module and I was overwhelmed by the way we got trained by the senior doctors, the perfect preserved specimens and the fully equipped training laboratory."



**Wax fold and bone excision - Carpal reconstruction**

“ The techniques were thoroughly explained and exemplified which permitted us to learn and complete the procedures. I had the chance to discover and to practice a new and different approach for this challenging pathology that is rarely handled in our country. ”

Intensive hands-on training (> 90% of course time spent performing surgery), efficient learning through “repetitive” teaching, one-to-one mentoring during flap harvesting, and faculty offering valuable “tips and tricks” created an excellent course format in state of the art fresh-frozen cadaver facilities.

On day 1, the main focus was on scaphoid reconstruction after scaphoid fracture and nonunion with medial and lateral femoral condyle flaps. On the second day, the focus was on lunate reconstruction after Kienbock Disease with medial and lateral femoral



**The faculty and Romanian participants of the Wrist Reconstruction Course in Groningen, The Netherlands.**

condyle flaps. Theoretical lectures complemented the practical technique sessions. Real time access to X-rays (C-arm ) for checking the osteosynthesis of the vascularized bone flap into the reconstructed carpal bones facilitated the training session and each participant could receive immediate feedback and assistance from the faculty to improve the surgical technique.

The participants were chosen as members of the biggest hand surgery centres in the country, from 4 different parts of Romania. Therefore, the information and skills gained will be spread through the whole country over the coming years. Through the new surgical techniques learned at this course, the surgeons who attended the training module will be able to reconstruct and rehabilitate carpal bones and joint surfaces. The pathologies able to be treated with vascularized lateral and medial femoral condyle free flap are diverse. The experience gained at the course will help our surgeons expand the possibilities of bone reconstruction throughout the body.

### VERONICA A. ROMANESCU

Department of Plastic, Reconstructive, Hand Surgery and Burns  
University Clinical County Hospital “Pius Branzu”  
Timisoara, Romania



## 2023 World Symposium on Congenital Malformations of the Hand and Upper Limb

Minneapolis, USA, May 2023

This remarkable triennial meeting drew enormous interest and nearly 300 attendees from 36 countries across 6 continents.

The IFSSH provided sponsorship to the meeting organisers, specifically to provide gratis attendance to international attendees from LMICs. Three were chosen: Dr Nathaniel Orillaza (Philippines), Dr Ashraf Islam (Bangladesh), and Dr Turki Moe (Tunisia).

“ It was amazing to have these special guests share their learning experience ”

These attendees were treated to a 4-day symposium, including 4 pre-courses, 8 keynote speakers, podium presentations and interactive sessions, and an evening on the Mississippi on a paddleboat tour.

The IFSSH recipients attended all educational sessions and social events, allowing an interchange of ideas with all attendees on scientific updates covering limb development, pathogenesis, and care in 2023.



### Dr Nathaniel Orillaza, Philippines

I had the pleasure and privilege of attending the conference in-person in the beautiful city of Minneapolis, through the support of IFSSH. The program included a diverse range of topics that catered to every level of interest and involvement in congenital upper limb conditions. The conference also highlighted interdisciplinary collaboration, and patient empowerment across different cultural backgrounds.

It is fascinating that renowned experts may be in opposite poles of an issue, yet very congenially and lightheartedly debate on the not-so-rare controversies in the understanding and management of congenital hands. The experience of different regions around the globe were well represented and it's interesting how amidst the diversity, we seem to have many shared challenges and joys in taking care of patients with congenital upper limb differences.

*“Being at a social event with the greats of congenital hand was a truly awesome experience and gave me the opportunity to personally meet and chat with names I only knew from reading and citing their work.”*

The Legacy talk by Dr. Terry Light was truly awe inspiring. He gave a light and heart-warming narrative of his very productive and fun-filled years working on congenital hands. It was already a happy coincidence that I was sitting beside him and Dr. Marybeth Ezaki, Dr. Light was gracious enough to hand me his notes as a souvenir when I half-seriously asked if a transcript of his talk would be available.

*“Attending this Symposium was an extraordinary experience that left an indelible impact on my professional and personal journey as a hand surgeon. Most significantly, I feel less isolated in trying to understand congenital upper limb differences and realized that many across the globe are asking the same questions as I am and that many more are trying to find ways to solve the challenges in making our patients' lives better.”*

Dr Ashraf Islam meeting Dr. James House (left); Drs. Deborah Bohn, Charles Goldfarb and Ann Van Heest (centre); and Dr Marybeth Ezaki (right)



Dr Nathaniel Orillaza, delighted to meet Dr Kerby Oberg – the “O” in the OMT Classification (left); and thrilled to receive Dr Terry Light's Legacy Talk notes and an autographed copy of The Care of Congenital Hand Anomalies (right)

### Dr Ashraf Islam, Bangladesh

It was a very wonderful experience for me to attend such a high-class meeting in the beautiful city of Minneapolis as well as the Cerebral Palsy precourse, and to know the legends of congenital hand and their expertise.

*“It is a good memory and inspiring to have met these unique teachers: Jim House, Terry Light, Ann E. Van Heest, Deborah C. Bohn, Michelle James, and others.”*

Thanks, Marybeth Ezaki, Mam, for your wonderful lecture on history of surgery of congenital hand anomalies and for editing the 3rd edition of "Care of Congenital Hand Anomalies" book along with Michelle James and others.

The CP pre-course in Gillette Children's was unique. I learned the role of EMG in evaluating CP patients, that all the wrist flexions are not the same and need different treatment options.

### Dr Turki Moe, Tunisia

The conference in Minneapolis proved to be a great opportunity for me to engage with experts in the field of congenital hand surgery and explore their innovative research and philosophies in this field.

*“Attending this meeting allowed me to enrich my knowledge in the diagnosis, classification and treatment of congenital hand differences.”*

Among all the interesting presentations in this meeting, there were three that really caught my attention:

- Syndactyly symposium, as in simple syndactyly the problem is to choose which flap is suitable for use to reconstruct the web, in complex syndactyly the difficulty is how to obtain 5 separate fingers with the better function.
- Hypoplastic thumb reconstruction with free longitudinal hemimetatarsal graft (Michael Mak) was interesting and the procedure was so appealing that I decided to use this technique in my next hypoplastic thumb.
- Targeted therapy for patients with PIK3CA- related overgrowth spectrum (Prof. Guillaume Canaud), the study was very impressive and the results are very hopeful for these hypertrophy with almost no surgical solution.

The sessions shed light on the crucial aspects that need to be addressed in the field of congenital hand surgery. They also put a great emphasis on the importance of implementing the right techniques when dealing with complex malformations.



### 13th APFSSH Congress Singapore, May 2023


The 13th APFSSH Congress was held in conjunction with the 9th APFSHT and 8th APWA meetings between 31 May to 3 June 2023 in Singapore.

The theme for the meeting was "Diverse and Inclusive". A total of 840 participants attended the conference, representing 33 countries, with 378 abstracts presented, and 171 speakers.

The IFSSH offered a US\$20,000 grant to subsidise the registration fees of selected residents, therapists and surgeons mostly from developing nations.

#### Dr Amit Limbu, Nepal

Learning from the masters, meeting with people from different cultures and countries and attending workshops has been a wonderful and blissful experience. I strongly felt, hailing from a developing nation and resource constraint environment, that one must at least be highly aware of the progress, developments and research which is happening all over the world. All this was made possible by this wonderful grant, otherwise we have to invest almost all our income to attend such events.




"These words won't be enough to express my gratitude on how thankful I am for giving me an opportunity to get engaged in one of the best academic meetings. It is almost impossible for surgeons like me from a developing nation like Nepal."

This meeting allowed me to compare my current practice to what I might be doing wrong or differently and learning from the best people. This encouraged me to adopt good evidence-based practices to serve my community better. Again, I can't stress more on how thankful I am and, how important it is for surgeons from developing nations to continue their endeavour to gain knowledge in order to serve their people better.

#### Mohd Azam Bin Abdul Halim, Malaysia

I am writing to express my deepest gratitude for the generous grant that I have received from IFSSH to attend this congress.



"Being selected as a recipient of this grant has not only filled me with immense joy but has also provided me with the resources necessary to pursue my goals and make a positive impact in my field and career as Occupational Therapist."

Congratulations and thank you to the host for their effort to make this grant possible for me. I learned a lot during the congress with all the knowledgeable clinical sharing from experts by Doctors and Therapists. Moreover, this grant has opened doors to invaluable networking and collaboration opportunities in the field of hand rehabilitation. I am honored and privileged to have been chosen as a recipient. Thank you once again for your unwavering support.

#### Jia Hui Nah, Singapore

Receiving the IFSSH grant provided me with an exceptional opportunity to participate in APFSSH 2023, which turned out to be an unforgettable experience.

The 3.5 days provided me ample opportunity to immerse myself in a world of new cutting-edge ideas. Thought-provoking "expert face-offs", case presentations of rare surgeries, and new surgical techniques, ignited a sense of curiosity in me whilst other speakers expanded my understanding of fundamental surgical concepts.

The conference also brought invaluable networking opportunities as it brought together experts and younger residents alike. It was an enlightening and inspiring experience to feel the palpable passion and knowledge that the experts had in their fields while connecting with younger, likeminded physicians embarking on similar journeys.

"It was not just about the knowledge gained, but also the personal development and newfound confidence that I took away from the event."



I am determined to apply the lessons I have learned through the conference to advance both my career and passion, to ultimately strive for better care for my future patients."

As I reflect on this experience, I am grateful for the gracious support I have received from the IFSSH grant and my seniors alike. I eagerly look forward to attending many more conferences in the future, each presenting new opportunities for growth and learning.

#### Md Sohaib Akhta, India

I am writing this letter to express my deepest gratitude for the generous financial grant you provided me to attend the APFSSH 2023 Congress. Your support has made it possible for me to participate in this important event, and I am incredibly thankful for this opportunity. Conferences like these play a crucial role in expanding knowledge, fostering professional growth, and connecting with like-minded individuals in the field. Thanks to your grant, I will be able to learn from experts, exchange ideas, and gain insights that will undoubtedly benefit my career.

"Your belief in my potential means a great deal to me, and I am committed to making the most out of this experience. I promise to utilize the knowledge and skills gained from this conference to contribute positively to my work and the community."

Your generosity will have a lasting impact on my professional development, and I am truly grateful for your kindness.





## IFSSH/IFSHT Triennial Congress Grant

The IFSSH/IFSHT Triennial Congress Grant provides partial financial support for therapists to attend the IFSHT Triennial Congress. Therapists from countries with limited resources and those who are presenting at the congress are given priority. The ten IFSSH/IFSHT Triennial Congress Grant recipients in 2022 were from Ethiopia, Argentina, Italy, Mexico, South Africa, India, USA, New Zealand and Bangladesh.

"It enhanced my ability to provide better services, leadership skills and built confidence in my career. I gained motivation and knowledge to network with other researchers and gather interested individuals in Ethiopia. We are now developing hand therapy in Ethiopia and preparing national hand therapy guidelines."

**Sintayehu Damtew, Ethiopia**

## IFSHT/IFSSH International Teaching Grant Nepal, 2018

In May 2018, a team of 3 Physiotherapists from Australia travelled to Kathmandu in Nepal for a week of formal teaching, practical workshops and in-hospital mentoring, as part of a volunteer program for Interplast Australia, with additional funding from the IFSSH-IFSHT teaching grant. Three eminent Australian Professors of Hand and Burn Surgery were also there to teach surgeons gathered from across Asia, skills in reconstructive surgery. The team, led by Jenny Ball, along with Prof Gillian Webb and Maddie Bayly-Stark were on their 2nd annual visit to this country where Hand and Burn Therapy is becoming an emerging and necessary specialty for Physiotherapists who make up the majority of the acute and rehabilitation workforce.

The team had the privilege and opportunity to provide a 3-day course of curriculum for the Kathmandu University School of Physiotherapy on the management of Hand trauma and Burns therapy.



**Physiotherapist Uygen Namgyel, presented with IFSHT donated Dynamometer to take back to Bhutan**

It was attended by 5 Physios from Bhutan, Bangladesh and Nepal, 30 Physiotherapy students, and University lecturers. Following the course further training and mentoring in Hands and Burns took place at the Kirtipur Burns and Cleft Palate Hospital for 2 days.

The learning outcomes achieved over the course of the week included the development of clinical reasoning skills in the management of acute and late trauma from hand injuries and whole of body burns using a wound healing approach. Assessment, treatment, outcome measurement and discharge planning were explored using current evidence, wound healing principles, practice knowledge, physiotherapy skills, and cognisance of the human and consumable resources available in their countries.

Tensile limits and scar potential of tissues at varying stages post trauma and post op were considered and practical skills obtained in control of oedema, stiffness, tendon protection and mobilisation, early mobilisation, respiratory care and contracture prevention and scar management in burns.

Practical workshops enabled the students to develop handling skills with materials ranging from Plaster of Paris, to fibreglass and thermoplastics, ensuring that the materials which are often donated to them can be used effectively and confidently.



**Physios from Nepal, Bhutan and Bangladesh**

Skills in splint and compression garment pattern drafting and making were achieved also. Funding by the IFSHT for workshop materials and goniometers is gratefully acknowledged.

This course provided an opportunity for Nepalese Physiotherapists, students and Physiotherapists from neighbouring countries to come together, enjoy each other's company, share ideas and experiences and explore the concept that the Physiotherapy knowledge and skills that they already have can be applied to patients with hand and burn injuries.

The need for burn contracture prevention, scar management and optimisation of hand function is paramount in countries where access to expedient and effective treatment is made difficult by geography and limited professional and material resources. Our biggest gift to them is not just the materials we donate but the facilitation of a physiological and clinical reasoning approach to treating patients. They have these skills already, and now the confidence to use them.

**JENNY BALL**

Hand Therapist, Australia



**Learning to make pressure garments; plaster workshops**



[https://ifssh.info/hand\\_surgery\\_donation\\_program.php](https://ifssh.info/hand_surgery_donation_program.php)



# Outreach Assistance

**Assisting outreach programs is a great privilege, but also a wonderful gift. The IFSSH is proud to have assisted impactful care in countries beyond the IFSSH member societies. Outreach teams better the lives of numerous patients; local surgeons gain valuable time with mentors and learn skills for continued benefit to their patients once the outreach team leaves.**

**Upper Limb mission  
Phnom Penh, Cambodia,  
August 2014**

With the support of the International Federation of Societies for Surgery of the Hand (IFSSH), the Australian Hand Surgery Society (AHSS) and Orthopaedic Outreach, the 2014 Upper Limb mission was undertaken in Phnom Penh, Cambodia.

An international team led by Graham J. Gumley (Australia), Neil Jones (USA) and Roongsak Limthongthang (Thailand) visited various centres in Cambodia, building on the foundations laid by prior missions (2008-2013). The 2014 team included other Australian hand surgeons, hand therapists, and administrative support.



“Surgeries offer healing and great hope to these desperate patients. Unique practical experiences for our surgeons. Lectures fulfilled our lack of knowledge.”

**Prof Chhoeurn, President  
Cambodian Orthopaedics Society**

More than 100 patients were evaluated at the National Paediatric Hospital, Children's Surgical Center, Sihanouk hospital Center of HOPE, Kossamak Hospital and the Preah Ket Milea (Military) Hospital. Working with our Cambodian counterparts, with a focus on training and technology transfer, 35 operations were carried out, ranging from relatively simple finger



**Dr Neil Jones (USA) performs reconstructive microsurgery, with the support of Dr Graham Gumley (Australia).**

releases, through uncorrected congenital deformities to complex Brachial Plexus reconstructive operations and a successful free tissue transfer for a patient who had already had a number of failed advanced surgeries.

The team were pleased to provide two afternoons of lectures at the University of Health Sciences (UHS), teaching the national cohort of surgeons in training. A meeting with the Vice Dean of the UHS confirmed an invitation to assist in 2015 with the Orthopaedic education of a special medical school class whose education is being conducted in English and French with the intention of encouraging international experience for the benefit of the country.

The team's wider activity included tutorials and patient care evaluations, along with administration and human resources tutoring.

The team continued the tradition of strong teamwork, solid and new friendship development, a spread of seniority and experience with a commitment to providing high quality surgical care to those in need with a priority placed on technology transfer and skills training.

We are grateful to the Ministry of Health, Kingdom of Cambodia for allowing us the privilege of working with the national surgical leadership, the administrations of our partner hospitals and the Cambodian Orthopaedic Society for their collaboration and facilitation of local arrangements.

**GRAHAM J. GUMLEY**  
Australian Hand Surgery Society



## WALANT workshop Mombasa, Kenya, April 2023

The IFSSH has provided \$23,300 to a series of outreach programs in Kenya, led by Dr Donald Lalonde (Canada). The local coordinator was Professor Pankaj Jani (Past President of the College of Surgeons of Eastern, Central, and South Africa (COSECSA)). These workshops have been co-sponsored by the American Association for Hand Surgery (ASSH) and the Touching Hands initiative.



**Participants surround Dr Lalonde as he explains WALANT techniques**



**Dr Lalonde giving lectures on WALANT**



**Having a chat with the instructors after a long day of lectures**

The first program: "Managing upper extremity surgery in and out of theater with the surgeon provided tumescent local anesthesia" (January 2020). This introduced 80 local surgeons and program directors from the 24 accredited hospitals in Kenya to the WALANT concepts. As a result of the 2020 workshop, the use of WALANT in Kenyan hospitals has allowed for improved treatment of hand injuries and WALANT-specific theatres have been established in a number of centres. In 2022 the IFSSH provided a subsequent grant to cover the costs of three further workshops in Kisumu, Eldoret and Nakuru to broaden the training and access. In 2021-2023, more than 12 hospitals in Kenya and Tanzania have commenced using WALANT minor procedure rooms as a means of alleviating poverty and making surgery safer, more accessible and affordable to the majority of Africans.

Dr Lalonde returned to Kenya in 2023 to train a further 30 surgeons from 10 East African countries: Ethiopia, Uganda, Kenya, Tanzania, Malawi, Zambia, Burundi, Zimbabwe, Zanzibar, and Ghana. Attendees were immersed in a 4 day program of lectures and live surgery demonstrations, in conjunction with the International Congress on Innovations in Global Surgery.

### Dr. Imraan Sherman, Kenya

The WALANT workshop started at Coast General Teaching and Referral Hospital with lectures and discussions. Topics included WALANT basics, evidence-based use of adrenaline, different experiences with WALANT as well as a how-to guide on how to set up WALANT theatre. Dr. Lalonde and his team gave the trainees hands-on teaching on how to prepare and safely administer WALANT. Cost implications and accessibility was also thoroughly discussed. Hand surgery tips and tricks were featured in several presentations. The opportunity for young surgical trainees to network and interact with each other cannot be overstated. Attendees from COSECSA countries were represented across plastic, orthopaedic and general surgery.

WALANT is an essential skill and has a variety of uses in global surgery. The low-cost feature allows for accessible and safe surgery. Tumescent anaesthesia also makes dissection easier. The added feature of being able to evaluate hand function intra-operatively during tendon repair has also proven useful.

*"In our training hospital, we have already began planning to set up a more permanent WALANT room as well as conduct local WALANT workshops."*

Most of the attendees have agreed that WALANT is going to be a game changer in the COSECSA region and we are all excited to see how this innovation can bring patients and surgeons together. As a native of Mombasa, it was an honour to host such a workshop in our city. Special thanks to Prof. Pankaj Jani, Dr. Donald Lalonde and Dr. Asif Admani for organizing the event. We look forward in doing our part to spread the benefits of WALANT and provide safe and accessible surgery in our communities.

### Dr. Moses Mtonga, Zambia/Rwanda

I am a Plastic and Reconstructive Surgery Resident from Zambia but currently based in Rwanda doing my training under The College of Surgeons for East,

Central and Southern Africa (COSECSA). I'm in my 4th of 5 years of rotating through two main Hospitals in Kigali; The University Teaching Hospital of Kigali (CHUK) and Rwanda Military Hospital (RMH). It is such a great pleasure to be given this opportunity as one of the recipients of the educational training program that transpired in Kenya in April under the WALANT project. This was the second time I had an encounter with Prof. Lalonde over the WALANT project on Hand Surgeries. He came to Kigali, gave us amazing lectures from how to make the Tumescent fluid to how to perform these complex surgeries under WALANT.

*"We even had an opportunity to operate with him on several Hand Surgeries which was mind blowing."*

Fast forward, we got invited for the WALANT project happening in Mombasa via our collegiate, which we gladly accepted. In Mombasa, I got to see the application of tumescent fluid injection on different body parts be it a mastectomy by General Surgery or forearm plating by Orthopedic surgery and even experienced the procedures being done. Some local presentations really fascinated me about how WALANT rooms were started in Kenya, what materials were needed and how that progressed across the whole of Kenya.

*"It is an understatement to say that no one has not heard of WALANT and its amazing benefits to the health system and how it can save the hospital vast amount of money."*

I'm one of the advocates for WALANT back here in Kigali - whenever we have hand cases or we want to do skin grafting when the main OR is busy with emergencies. The only thing remaining is the possibility of making rooms specific for WALANT as in Kenya, as it's a widely accepted innovation and saves a lot of money for both the hospital and the patient.



Regional workshops, Western China  
Lanzhou and Zhengzhou, June 2024

Due to China’s geographical size, the economic development in some western regions is unequal, especially in the western mountainous areas. There are significant differences in economy and culture in these areas compared to the coastal areas. This has resulted in disparities in the management of diseases among hand surgeons of the eastern and western regions. The surgeons in these western areas often have greatly delayed access to updated and advanced knowledge of hand surgery. Therefore, the purpose of our project was to enable surgeons in China’s western regions to more easily update their knowledge and technology in hand surgery.

Faculty from the Eastern regions of China included Drs. Jin Bo Tang, Jing Chen, Qing Zhong Chen and Shu Guo Xing from The Affiliated Hospital of Nantong University, Nantong, Jiangsu, and Dr. Xiao Ju Zhen from Xian Fengcheng Hospital of Xian City.

The faculty conducted 5 days of educational seminars and workshops in Lanzhou (Gansu province) and Zhengzhou (Henan province).



At the Peace Hospital of Lanzhou, Dr. Tang demonstrated the method of flexor tendons repair on a tube, provided a detailed explanation of the surgical technique, and answered questions raised by everyone



A promotional poster used to advertise the event

Approximately 150 hand surgeons and trauma orthopedic surgeons attended the courses in the two cities, gaining knowledge and learning about updated technologies to better help the patients in the local areas. Each of these seminars was held inside the host hospital, with live demonstrations, patient consultations and question and answer sessions. The host hospitals each have 10-20 attending hand surgeons and regularly treat large numbers of patients in their hand surgery units. Many topics were discussed, including tendon repair, tenolysis, secondary tendon reconstructions, tendon transfers,



Interactive sessions with faculty and participants allowed time for questions and answers on clinical cases and surgical techniques.



The faculty from the Eastern regions of China were welcomed to Renji Hospital of Zhengzhou, where complicated cases were presented and discussed.

secondary bony non-union, joint release, and neurolysis, atypical nerve compressions in the upper extremities, and relative motion splinting. Workshops were focused on tendon repair techniques, splint making and rehabilitation methods after flexor and extensor tendon repairs. The participating surgeons greatly benefited from this education format.

The educational seminars and workshops in the two cities were quite successful, with the local surgeons providing feedback that they had learned updated knowledge and gained increase skills. The participants hoped that such courses will be held more frequently. We want to continue with this program by running the project in 2-3 different cities each year. We, and the participants, thank the IFSSH for granting funding towards the project.

**JING CHEN**  
Department of Hand Surgery, Affiliated Hospital of Nantong University  
Nantong, China



[https://ifssh.info/hand\\_surgery\\_donation\\_program.php](https://ifssh.info/hand_surgery_donation_program.php)



# Online Resources

The IFSSH website is a treasure trove of hand surgery resources. This education is available all day, every day, free of charge, to every interested person with internet access. Some resources have been created specifically by the IFSSH, and others prepared by renowned external groups and offered as access to hand surgeons worldwide through the IFSSH portal.

The IFSSH is committed to expanding the online resources to support hand surgeons from all regions of the world.

## IFSSH website

Multiple tabs on the IFSSH website – [www.ifssh.info](http://www.ifssh.info) – direct the user to free educational resources.

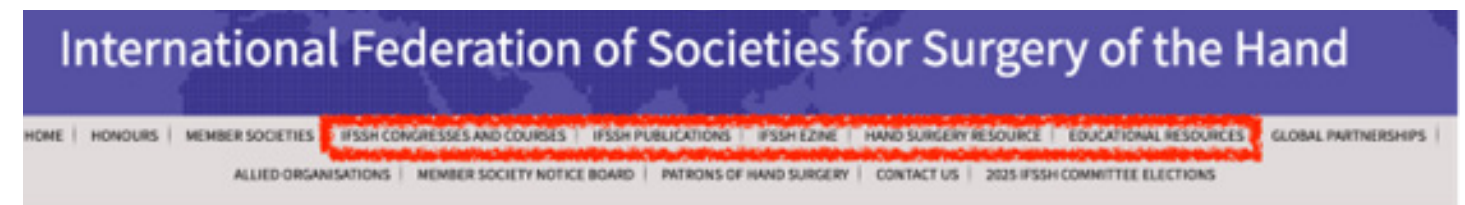
Read IFSSH [Scientific Committee reports](#) from experts in their field, discover the history and education of our member societies in the IFSSH “[Hand Surgery Worldwide](#)” textbook, check translations of hand terminology in five languages in “[IFSSH Terminology for Hand Surgery](#)”.

Utilise the [Hand Surgery Resource](#) to keep up-to-date with your hand surgery knowledge, dive into sub-speciality information through [Wrist Basecamp](#) and the [OMT Classification app and tutorial video](#), and review the latest systematic reviews and evidence-based guidelines through [Evidence Based Hand Surgery](#).

Subscribe to receive the quarterly [IFSSH Ezine](#) to hear the latest news and events from the hand surgery community.

Above all, be inspired by the recipient reports of the [IFSSH Educational Sponsored projects](#). Consider if your society has ideas that could benefit from this IFSSH assistance, review the [guidelines](#) and submit your application.

Wherever you are, and whenever you choose, log on to [www.ifssh.info](http://www.ifssh.info) and update your education and passion for hand surgery.



## History and Purpose

This federation was formed in 1966 for the purpose of coordinating the activities of the various Societies for Surgery of the Hand throughout the world and in this way to increase and spread knowledge of surgery of the hand.

[READ MORE](#)

## Upcoming IFSSH activities



[https://ifssh.info/hand\\_surgery\\_donation\\_program.php](https://ifssh.info/hand_surgery_donation_program.php)



Hand Surgery Resource

The Hand Surgery Resource (HSR), is a phenomenal free online educational platform, established by Dr Lawrence Hurst. In 2023 it became part of the IFSSH educational program, with the IFSSH taking ownership and instituting an “International Hand Surgery Resource Advisory Group (IHSRAG)”. The Hand Surgery Resource program is committed to providing free information on diseases, disorders and injuries affecting the human hand. Information is available in a number of formats: through the Hand Surgery Source website, the Hand Surgery Primer website, Hand Surgery Resource podcasts, YouTube channel, Newsletters and the Hand Surgery Source App.



Dr Lawrence Hurt: HSR Founder, Editor and Chief



The free app provides high-quality educational material worldwide for anyone with an internet connection or a mobile phone, and also has an audio function that allows users to listen to its content. This Is available through the Apple App Store and Google Play or via [www.handsurgeryresource.org](http://www.handsurgeryresource.org).

The Hand Surgery Resource podcasts are available of Apple, Google, Spotify and Amazon Podcasters.

The impact and reach of the HSR is remarkable: currently the HSR website has 4704 registered users in over 100 countries. The Hand Surgery Source app had 34,844 installs as of February 2024. There are 20,000 individuals who receive the HSR newsletter worldwide and these are also posted on LinkedIn for the 21,862 followers. The YouTube channel containing 30 videos has had over 152,587 views and has 2.28K subscribers.

The IFSSH thanks Dr Hurst for his dedication and leadership of the HSR and we hope that all users take advantage of the wealth of information and education available within this multimedia platform.

New on Hand Surgery Resource

Exciting Merger News!

Hand Surgery Resource, with its worldwide user group, has merged with the International Federation of Societies for Surgery of the Hand (IFSSH) to further enlarge the global impact of the Federation and its new educational assets, including Hand Surgery Source, Hand Surgery Primer and our YouTube channel.

GO TO NEWSLETTERS

Hand Surgery Resource is a free educational asset now provided by the non-profit IFSSH.

The IFSSH and the developers of the Hand Surgery site are committed to providing free information on diseases, disorders and injuries affecting the human hand. Currently the Hand Surgery Resource site includes the online content: hand Surgery Source, Newsletter archive, hand Surgery Resource YouTube channel, access to the Hand Surgery Resource podcasts, Hand Surgery Primer website and the Hand Surgery Source App.

Hand Surgery Source ©

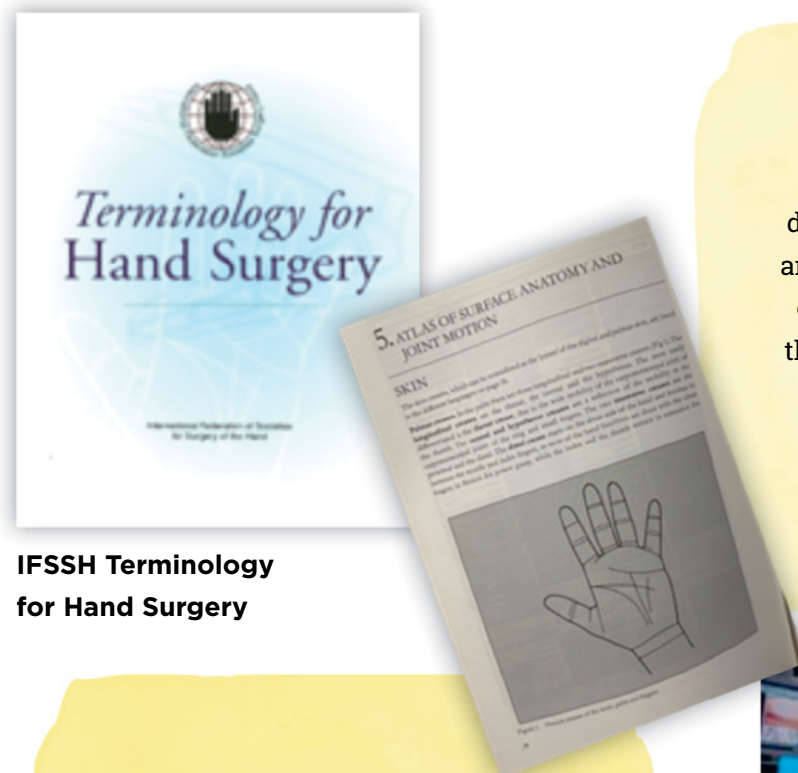
Hand Surgery Source is our premier and comprehensive site dedicated to hand surgery education. This website concisely presents the fundamental principles of hand surgery and hand therapy. All diagnoses that affect the hand are reviewed. All symptoms, signs, diagnostic testing tools, treatment options and the hand therapy library are supported with photographs, diagrams, imaging study examples, coding information and references. [Read More...](#)

GO TO HAND SURGERY SOURCE



The Hand Surgery Source website is dedicated to education, concisely presenting the fundamental principles of hand surgery and hand therapy. All diagnoses that affect the hand are reviewed. All symptoms, signs, diagnostic testing tools, treatment options and the hand therapy library are supported with photographs, diagrams, imaging study examples, coding information and references.





**IFSSH Terminology  
for Hand Surgery**

The IFSSH Nomenclature Committee has selected the most appropriate vocabulary to define the different hand anatomical structures and conditions, and in prevention and treatment of conditions affecting the hand. Not only will this help communication between workers who use different language but achieve a uniform vocabulary with precision for those using the same language.

The IFSSH is pleased to endorse and share Wrist BaseCamp, a free educational program offering the possibility to watch videos of basic wrist arthroscopy techniques as well as the most complex procedures. Classified by theme, it will be easy to find the videos you want to prepare/train for any wrist arthroscopy.




**Wrist Basecamp**




**IFSSH Ezine**

The IFSSH Ezine is available to the global Hand Surgery and Hand Therapy communities free of charge. It has been established with the purpose of uniting the global hand surgery community and is intended to be a publication for IFSSH members, by IFSSH members.




**Evidence Based Hand Surgery**



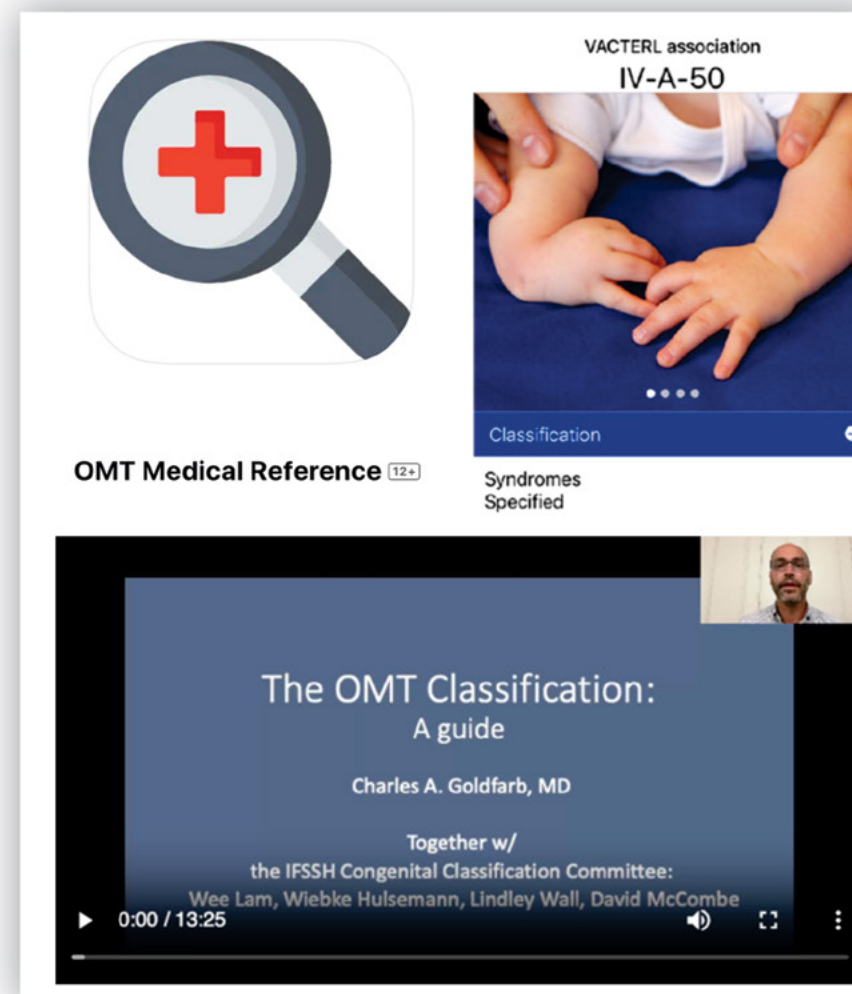
**NEW YOUTUBE VIDEO:  
LEARNING MICROSURGICAL TECHNIQUES  
USING THE TURKEY WING MODEL**

**Hand Surgery Resource: YouTube Channel**

The IFSSH is pleased to endorse and share Evidence Based Hand Surgery. The Centre for Evidence Based Hand Surgery provides educational resources on Hand Surgery, including Hand Surgery Evidence Updates: a free monthly e-mail that highlights the latest systematic reviews and evidence-based guidelines relevant to hand surgery practice.



**Making a Thumb: The Story of  
Pollicization - Instructional and  
Patient/Parent Education DVD series**



**Wrist Basecamp**

The purpose of the 'OMT App' is to create a mobile platform where the classification can be easily accessed, for example, in the busy outpatient setting. The App is regularly updated to mirror any changes to the OMT classification, new knowledge of etiologies, as well as add to the growing collection of images.



# IFSSH Patron of Hand Surgery Donation Form



I pledge to donate to the **IFSSH Patron of Hand Surgery Donation Program**, to support and advance the science, education, research and practice of hand surgery ([https://ifssh.info/hand\\_surgery\\_donation\\_program.php](https://ifssh.info/hand_surgery_donation_program.php))



## Donor information

Title

First (Given) Name

Surname

Address

City

State

ZIP/Postcode

Country

Telephone (inc. country code)

Email

## Acknowledgement

☐ I wish to have my donation included in the published list of Patrons of Hand Surgery, on the IFSSH website, Ezine and acknowledged at appropriate events.  
I request that the acknowledgement be listed in the name of: \_\_\_\_\_

☐ I wish to remain anonymous

## Payment options

- Three methods of payment are available:
- Email [donate@ifssh.info](mailto:donate@ifssh.info) for bank transfer (domestic and international wire) details
  - Email [donate@ifssh.info](mailto:donate@ifssh.info) for directions to pay by cheque (US dollar only)
  - Donate via credit card

### Upper-middle and high income countries:

☐ US \$25,000 Super platinum

☐ US \$10,000 Platinum

☐ US \$5,000 Gold

☐ US \$2,000 Silver

☐ US \$1,000 Bronze.

☐ Other (please specify): \_\_\_\_\_

### Low and lower-middle income countries:

☐ US \$12,500 Super platinum

☐ US \$5,000 Platinum

☐ US \$2,500 Gold

☐ US \$1,000 Silver

☐ US \$500 Bronze

☐ Other (please specify): \_\_\_\_\_

☐ **Future donations** - I would like to make an annual donation to the IFSSH Patrons of Hand Surgery. The IFSSH will send me a reminder prior to the anniversary.

☐ **Future contact** - I agree to be contacted by the IFSSH with further news, information and to receive the quarterly Ezine via email

Signature

Date

Please return this completed pledge to [donate@ifssh.info](mailto:donate@ifssh.info).

The IFSSH thanks you for supporting the IFSSH Patron of Hand Surgery program

## Donation levels

	Upper-middle and high income countries ( <a href="#">World Bank definition</a> )	Low and lower-middle income countries ( <a href="#">World Bank definition</a> )
Super platinum	\$25,000	\$12,500
Platinum	\$10,000	\$5,000
Gold	\$5,000	\$2,500
Silver	\$2,000	\$1,000
Bronze	\$1,000	\$500



# *IFSSH Patron of Hand Surgery*

[www.ifssh.info](http://www.ifssh.info)



**SUSTAINING THE IFSSH  
EXPANDING OUR PURPOSE**